



SERVICE & YOUR COMMUNITY

Chair, Service Project Committee 2026-27

RI District 3292

President 2025-26, Rotary Club of Kathmandu

Honorary Member, Rotary Club of Bordertown, Australia

Recipient, R & J Abbey (RI President 1988/89) Vocational Scholarship, Rotary Foundation 2024

Recipient, Rotary International New Generations Service Exchange Fellowship, Australia 2022

1 May, 2026





Learning objectives

- Involve the community in planning and conducting a project.
- Identify new ways to involve more Rotary members in projects.



Motivating Community- Service Projects

If you don't clearly connect **service** to your **community**, Rotary projects become random activities instead of meaningful impact. The goal-especially for Presidents-is to move from “*what we want to do*” to “*what the community truly needs.*” That's where Rotary International's philosophy becomes powerful.



**Motivating
Community-
Creating
Sustainable
Impact**

**Community Need → Rotary
Service → Sustainable Impact**
A project should always start with
the community-not with the club's
preferences.

High-Impact Ideas for Immediate Action





Steps

Step 1: Understand Your Community

Before planning any project, ask:

What are the biggest problems people face daily?

Who is most affected? (children, women, elderly, unemployed youth)

What resources already exist-and what's missing? (Eg. Banke Girls Toilet Project, Incinerator)

Tools you can use:

Talk to local leaders, Social Workers, teachers, health workers, Volunteers

Do simple surveys or community meetings

Visit the area personally

❖ Example: *If a village has frequent illness → the real issue might be unsafe water, not lack of medicine.*

Step 2: Match Needs with Rotary's Areas of Focus

Now align those needs with Rotary's strengths:

Water issue → WASH projects

Unemployment → Skill development

School dropout → Education programs

❖ *This ensures your project is not just helpful, but also aligned with Rotary's global mission.*

Steps

Step 3: Design a Relevant Service Project

Turn the need into action:

Instead of:

“Let’s do a health camp”

Think:

“Let’s reduce waterborne diseases in this community”

Then design:

Clean water system

Hygiene education

Follow-up health checkups

❖ ***That’s a connected project, not a one-time event.***

Step 4: Involve the Community

Projects succeed when people feel ownership:

Include community members in planning

Train locals to maintain the project

Work with local government or groups

❖ ***If Rotary leaves, the project should still continue.***

Step 5: Focus on Impact, Not Activity

Ask:

What changed because of our project?

Is life better now? How?

Weak connection:

“We planted 500 trees”

Strong connection:

“We reduced local heat and improved air quality in a school area”

Simple Example

Community Problem:

Children missing school due to poor sanitation

Rotary Service:

Build toilets

Hygiene education

Provide clean water

Impact:

Better attendance

Improved health

Long-term behavior change

Steps

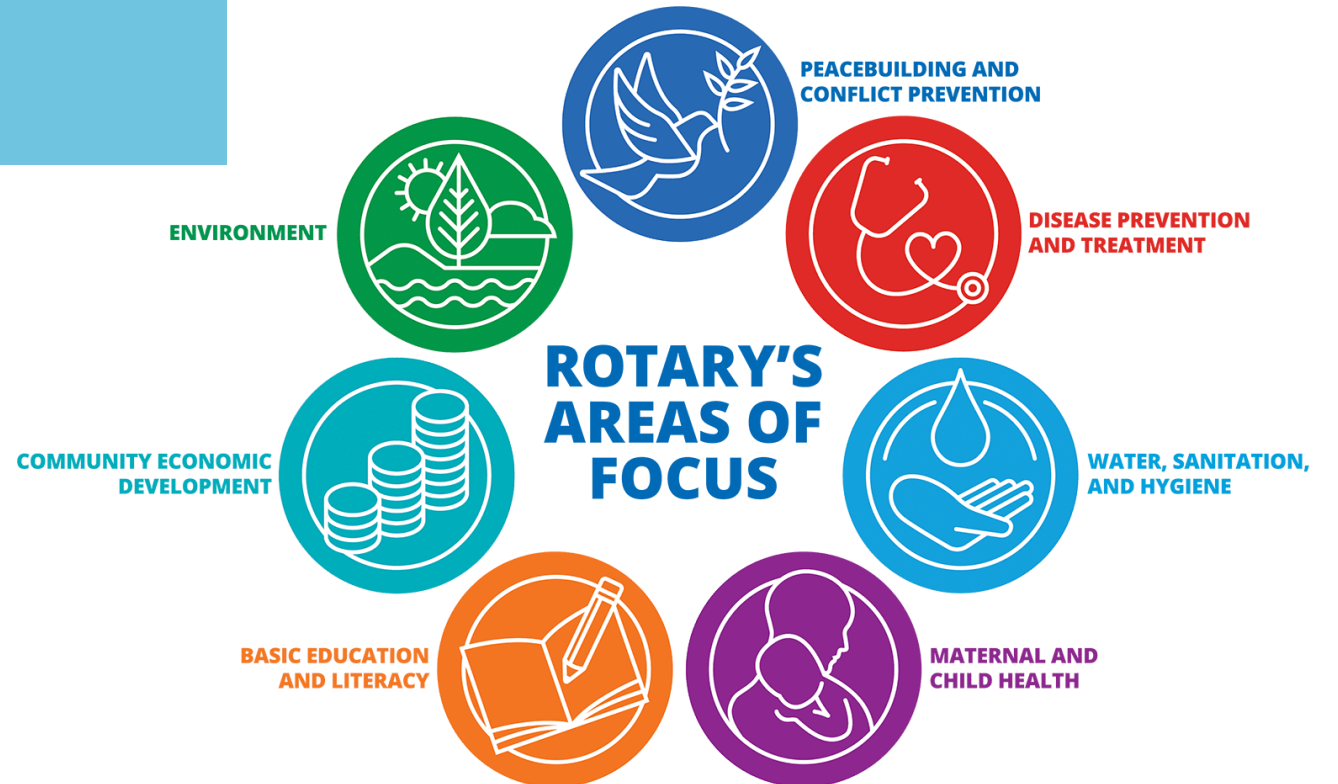


Message for Presidents

- ❖ Don't just *do projects* -
solve problems
- ❖ Don't just *serve people*
- **work with them**
- ❖ Don't just *complete*
activities - **create**
lasting change

Rotary

Zone 32





PEACE BUILDING AND CONFLICT PREVENTION

Youth leadership camps, Community dialogues on social harmony, Training in mediation and conflict resolution



- Promote dialogue and understanding
- Support youth engagement programs
- Organize community peace events
- Peace Scholarship

DISEASE PREVENTION & TREATMENT

Free health camps (eye, dental, diabetes screening) , Awareness drives on dengue, tuberculosis, or **mental health**, Blood donation drives and organ donation awareness, Partner with hospitals for low-cost treatment.



DISEASE PREVENTION
AND TREATMENT

- Health camps and screenings
- Awareness campaigns
- Support Hospitals, Clinics, Health Centers

WATER, SANITATION & HYGIENE

Install drinking water stations in schools/public places, Build or renovate toilets in underserved areas, Hygiene education programs (handwashing, menstrual hygiene), Rainwater harvesting systems



- Clean water projects
- Sanitation facilities, School Girls Toilet Project
- Hygiene education initiatives

MATERNAL & CHILD HEALTH

Nutrition programs for mothers and children, Support local birthing centers with equipment, Immunization awareness campaigns, Provide hygiene kits for newborns




MATERNAL AND
CHILD HEALTH

- Support maternal care programs
- Nutrition awareness
- Child health camps
- Child Birth Education Training

BASIC EDUCATION & LITERACY

Set up libraries or “reading corners” in schools, Adult literacy classes, Sponsor school supplies or scholarships, Digital literacy training (especially for rural youth)



- Support schools/
Construction, Refurbishment
,computer lab and libraries
- Literacy campaigns
- Scholarships and
mentoring
- ICT Trainings to teachers



COMMUNITY ECONOMIC DEVELOPMENT

- A Vocational training (tailoring, computer skills, repair work)
- Support small businesses with microloans or mentoring
- Women's empowerment/self-help groups
- Career guidance workshops for youth



- Skill development programs
- Support local entrepreneurs
- Microfinance initiatives



ROTARY HAAT BAZAAR – PROMOTING LOCAL ECONOMIES
Footfall – 5,200 Individuals, (24-25 Jan, 2026), Rotary Bhawan, Thapathali, Kathmandu

The biggest Rotary's Second Hand Market Project operated every Sunday by Balwyn Rotary as a means of raising funds for a wide range of charitable causes.

Raises over \$500,000 each year for humanitarian projects in Australia and many countries.

The Market features over 380 stalls and hosts over 250,000 locals, tourists, thrift shoppers, collectors and bargain hunters annually.

SUPPORTING THE ENVIRONMENT

- Tree plantation and urban greening
- River/road cleanup campaigns
- Waste segregation and recycling programs
- Promote clean energy (solar lights for rural homes)

- ❖ Tree plantation drives
- ❖ Electric Cooking Project
- ❖ Waste management projects
- ❖ Environmental awareness




**Rotary
Clubs Join
Forces to
Plant Trees
Using
Miyawaki
Technique.**




How to Choose the Right Project


- Instead of trying to do everything, focus on:
 - ❖ What your community *actually needs* (talk to locals, schools, health workers)
 - ❖ What your club can *sustain*, not just start
 - ❖ Opportunities for partnerships (NGOs, municipalities, businesses)
 - ❖ Projects that can grow into larger impact (e.g., starting small, scaling later)



What is your club's signature project (the one you are most known for in the community)?



What is a needs assessment, and why is it important?



How did your club assess community needs for your most recent project?

**ANY
QUESTIONS
?**

Rajendra Gautam
Email: rajendragautam07@gmail.com
Cell: +977-9851049804